



TOWERLIFTS



Introduction



The international recognition earned by VMB Towerlifts is the result of a culture of continuous hard work year after year: to develop, manufacture and supply products for professional use, offering the highest standards of reliability, performance and strength.

VMB towerlifts have been designed for the professional user who demands a quality, reliable and practical product which guarantees the utmost security and safety at work. The development, manufacture and quality controls are carried out by experienced professionals and every single piece or component, as well as the final product, undergoes rigorous quality and strength controls.

Since we started manufacturing our first towerlifts in 1986, we have been continuously employing innovative materials, mechanisms and manufacturing processes in order to adapt our product range to the ever-increasing demands of the market.

Our towerlifts are fitted with the ALS Auto Lock Security System. The ALS system guarantees that all sections stay fixed at which ever height and makes it impossible for the load to collapse.

VMB Towerlifts are regarded and recognised worldwide for their quality and security and nowadays the brand has become synonymous with the product.



Index

TE-034 Telescopic series.....	03
TE-046 Telescopic series.....	04
TE-06 Telescopic series.....	05
TE-064 Telescopic series.....	06
TE-071 Telescopic series.....	07
TE-074 Telescopic series.....	08
TE-076 Telescopic series.....	09
TE-086 Telescopic series.....	10
Accessories	
TELESCOPIC SERIES.....	11

TL-054 Front load tl series.....	14
TL-056 Front load tl series.....	15
TL-072 Front load tl series.....	16
TL-075 Front load tl series.....	17
TL-078 Front load tl series.....	18
HDT-8 Front load tl series.....	19
TL-A150 Line Array tl-a series.....	21
TL-A220 Line Array tl-a series.....	22
TL-A300 Line Array tl-a series.....	23
TL-A400 Line Array tl-a series.....	24
TL-A500 Line Array tl-a series.....	25
Accessories	
TL SERIES & TL-A LINE ARRAY SERIES....	26
ShowLift v.15.....	27
Trussing.....	28

TE-034



TELESCOPIC SERIES



Technical Specifications

ALS Auto Lock Security

Maximum Height	3.8 m (12.5')
Maximum Load	125 kg (275 lb)
Work Surface	1.5 x 1.5 m (4.9' x 4.9')
Folded Height	1.26 m (4.1')
Weight	21 kg (47 lb)
Winch	450 kg (992 lb)
Adaptor	Ø35 mm (PSU-034 / PSU-06)
Security	ALS System



CERTIFICATIONS: **BGV C1 (GUV-VC1)** - CE 2006/42/CE



TELESCOPIC SERIES



Technical Specifications

ALS Auto Lock Security

Maximum Height	4.6 m (15.10')
Maximum Load	150 kg (330.7 lb)
Work Surface	1.75 x 1.75 m (5.74' x 5.74')
Folded Height	1.63 m (5.35')
Weight	31 kg (68.3 lb)
Winch	450 kg (992 lb)
Adaptor	Ø35 mm (PSU-034 / PSU-06)
Security	ALS System

CERTIFICATIONS: **BGV C1 (GUV-VC1) - CE 2006/42/CE**

TE-06



TELESCOPIC SERIES



Technical Specifications

ALS Auto Lock Security

Maximum Height	5 m (16.4')
Maximum Load	125 kg (275 lb)
Work Surface	2 x 2 m (6.6' x 6.6')
Folded Height	1.90 m (6.2')
Weight	32 kg (71 lb)
Winch	450 kg (992 lb)
Adaptor	Ø35 mm (PSU-034 / PSU-06)
Security	ALS System



CERTIFICATIONS: **BGV C1 (GUV-VC1)** - CE 2006/42/CE



TE-064



TELESCOPIC SERIES



Technical Specifications

ALS Auto Lock Security

Maximum Height	5.35 m (17.5')
Maximum Load	150 kg (330.7 lb)
Work Surface	2 x 2 m (6.6' x 6.6')
Folded Height	1.72 m (5.6')
Weight	41 kg (90 lb)
Winch	450 kg (992 lb)
Adaptor	Ø35 mm (PSU-034 / PSU-06)
Security	ALS System



CERTIFICATIONS: **BGV C1 (GUV-VC1)** - CE 2006/42/CE



TE-071



TELESCOPIC SERIES



Technical Specifications

ALS Auto Lock Security

Maximum Height	5.35 m (17.5')
Maximum Load	220 kg (485 lb)
Work Surface	2.1 x 2.1 m (6.8' x 6.8')
Folded Height	1.73 m (5.7')
Weight	71 kg (157 lb)
Winch	450 kg (992 lb)
Adaptor	Ø35 mm (PSU-034 / PSU-06)
Security	ALS System



CERTIFICATIONS: **BGV C1 (GUV-VC1)** - CE 2006/42/CE



TE-074




TELESCOPIC SERIES



Technical Specifications

ALS Auto Lock Security

Maximum Height	5.35 m (17.5')
Maximum Load	250 kg (551.2 lb)
Work Surface	2.1 x 2.1 m (6.8' x 6.8')
Folded Height	1.74 m (5.7')
Weight	91 kg (200 lb)
Winch	900 kg (1985 lb)
Adaptor	Ø55 mm (PSU-074 / PSA-02)
Security	ALS System



CERTIFICATIONS: **BGV C1 (GUV-VC1)** - CE 2006/42/CE



TE-076



TELESCOPIC SERIES



Technical Specifications

ALS Auto Lock Security

Maximum Height	6.5 m (21.3')
Maximum Load	220 (485 lb)
Work Surface	2.4 x 2.4 m (7.8' x 7.8')
Folded Height	1.83 m (6')
Weight	95 kg (209 lb)
Winch	900 kg (1985 lb)
Adaptor	Ø35 mm (PSU-034 / PSU-06)
Security	ALS System



CERTIFICATIONS: **BGV C1 (GUV-VC1)** - CE 2006/42/CE



TE-086



TELESCOPIC SERIES



Technical Specifications

ALS Auto Lock Security

Maximum Height	6.5 m (21.3')
Maximum Load	300 kg (661 lb)
Work Surface	2.3 x 2.3 m (7.5' x 7.5')
Folded Height	1.87 m (6.1')
Weight	129 kg (284 lb)
Winch	900 kg (1985 lb)
Adaptor	Ø50 mm (PSU-086)
Security	ALS System



CERTIFICATIONS: **BGV C1 (GUV-VC1)** - CE 2006/42/CE



ACCESSORIES

TELESCOPIC SERIES



TELESCOPIC

ACCESSORIES

PSU-034B



Truss support for
TE-034 towerlift

PSU-06B



Adjustable support for truss, with U-piece
and pin. Suitable for towerlifts with
insertion of 35 mm.

Also available in silver color, ref.: PSU-06

PSU-074B



TE-074 adjustable support for truss,
with U-piece and pin. Insertion of
55 mm. Also available in silver
color, ref.: PSU-074

PSU-086B



TE-086 adjustable support for truss,
with U-piece and pin.
Insertion of 50 mm

PSA-01



Adjustable support for truss, with tilting
alcraft grips. For towerlifts with insertion
of 35 mm

PSA-02



Adjustable support for truss, with tilting
alcraft grips. For towerlifts with insertion
of 55 mm

PSX-01



Adjustable 4 point alicraft sup-
port with insertion of 35 mm

PSX-02



Adjustable 4 point alicraft support
with insertion of 55 mm

PSD-01



Flat truss support for towerlifts with
insertion of 35 mm

PSU-034B



PSA-01



PSD-01



BT-06



Support bar with length of 1.89 m. Suitable for all towerlifts with insertion of 35 mm

BT-07



TE-074 support bar with length of 1.89 m. Insertion of 55 mm

BT-072

TE-074 support for two lights bar. Insertion of 55 mm.



BT-062

Support for two lights bars. Suitable for all towerlifts with insertion of 35 mm.



BT-061



Support for lights bar. Suitable for towerlifts with insertion of 35 mm.

BT-071



TE-074 support for lights bar. Insertion of 55 mm

TE-074 adaptor for Spigot with insertion of 29 mm. Towerlift insertion of 55 mm.

SPG-5529



AT-01



Aircraft, suitable for towerlifts with insertion of 35 mm.

SPK-35



AT-02



Aircraft, suitable for towerlifts with insertion of 55 mm.

35 mm insertion for speaker placement.

SPG-3529

Adaptor for Spigot with insertion of 29 mm. Suitable for towerlift insertion of 35 mm.



RH-1

Transport kit



PSX-01



BT-06



AT-01



TL-054



TL SERIES



Technical Specifications

SRS (Sequence-Retainer-System)

Maximum Height	5.45 m (17.8')
Maximum Load	220 kg (485 lb)
Work Surface	2 x 2 m (6.6' x 6.6')
Folded Height	1.70 m (5.6')
Weight	87 kg (191 lb)
Winch	900 kg (1985 lb)
Load Support	Forks
Security	Inertial Lock Security (ILS)



CERTIFICATIONS: **BGV C1 (GUV-VC1)** - CE 2006/42/CE






Technical Specifications

SRS (Sequence-Retainer-System)

Maximum Height	6.5 m (21.3')
Maximum Load	200 kg (441 lb)
Work Surface	2 x 2 m (6.6' x 6.6')
Folded Height	1.98 m (6.5')
Weight	94.5 kg (208 lb)
Winch	900 kg (1985 lb)
Load Support	Forks
Security	Inertial Lock Security (ILS)



CERTIFICATIONS: **BGV C1 (GUV-VC1)** - CE 2006/42/CE





TL SERIES



Technical Specifications

Maximum Height	6.5 m (21.3')
Maximum Load	240 kg (529 lb)
Work Surface	2.2 x 2.2 m (7.2' x 7.2')
Folded Height	1.98 m (6.5')
Weight	114 kg (251 lb)
Winch	900 kg (1985 lb)
Load Support	Forks
Security	ALS System



ALS (Auto-Lock-Security)
SRS (Sequence-Retainer-System)

CERTIFICATIONS: **BGV C1 (GUV-VC1) - CE 2006/42/CE**





TL SERIES



Technical Specifications

Maximum Height	6.5 m (21.3')
Maximum Load	300 kg (661 lb)
Work Surface	2.2 x 2.2 m (7.2' x 7.2')
Folded Height	1.98 m (6.5')
Weight	179 kg (395 lb)
Winch	900 kg Reinforced (1985 lb)
Load Support	Forks
Security	ALS System



ALS (Auto-Lock-Security)
SRS (Sequence-Retainer-System)

CERTIFICATIONS: **BGV C1 (GUV-VC1)** - CE 2006/42/CE





TL SERIES



Technical Specifications

Maximum Height	8 m (26.2')
Maximum Load	280 kg (617 lb)
Work Surface	2.2 x 2.2 m (7.2' x 7.2')
Folded Height	1.98 m (6.5')
Weight	203 kg (448 lb)
Winch	900 kg Reinforced (1985 lb)
Load Support	Forks
Security	ALS System



ALS (Auto-Lock-Security)
SRS (Sequence-Retainer-System)

CERTIFICATIONS: **BGV C1 (GUV-VC1) - CE 2006/42/CE**



HDT-8



TL SERIES



Technical Specifications

Maximum Height	8.2 m (26.9')
Maximum Load	350 kg (772 lb)
Work Surface	2.11 x 2.57 m (7' x 8.4')
Folded Height	1.98 m (6.5')
Weight	232 kg (512 lb)
Winch	1700 kg (3748 lb)
Load Support	Reinforced Forks
Security	ALS System



ALS (Auto-Lock-Security)
SRS (Sequence-Retainer-System)

CERTIFICATIONS: **BGV C1 (GUV-VC1) - CE 2006/42/CE**





LINE ARRAY

TL-A SERIES



Technical Specifications

Maximum Height	5.3 m (17.4')
Maximum Load	150 kg (331 lb)
Work Surface	1.7 x 1.85 m (5.6' x 6.1')
Folded Height	1.54 m (5')
Weight	107 kg (235.90 lb)
Winch	450 kg (992.1 lb)
Load Support	Forks
Security	Inertial Lock Security (ILS)



SRS (Sequence-Retainer-System)





Technical Specifications

Maximum Height	5.5 m (18')
Maximum Load	220 kg (485 lb)
Work Surface	2.1 x 1.6 m (6.9' x 5.2')
Folded Height	1.72 m (5.6')
Weight	111 kg (244.7 lb)
Winch	900 kg (1985 lb)
Load Support	Forks
Security	ALS System



ALS (Auto-Lock-Security)
SRS (Sequence-Retainer-System)



CERTIFICATIONS: **BGV C1 (GUV-VC1) - CE 2006/42/CE**





Technical Specifications

Maximum Height	5.8 m (19')
Maximum Load	300 kg (662 lb)
Work Surface	1.9 x 2.1 m (6.2' x 6.9')
Folded Height	1.58 m (5.2')
Weight	165 kg (364 lb)
Winch	900 kg Reinforced (1985 lb)
Load Support	Forks
Security	ALS System



ALS (Auto-Lock-Security)
SRS (Sequence-Retainer-System)





Technical Specifications

Maximum Height	6 m (19.7')
Maximum Load	400 kg (881.9 lb)
Work Surface	2.40 x 2.00 m (7.9' x 6.6')
Folded Height	1.67 m (5.48')
Weight	199 kg (437 lb)
Winch	1150kg Plus (2535lb)
Load Support	Reinforced Forks
Security	ALS + ILS System



ALS (Auto-Lock-Security)
SRS (Sequence-Retainer-System)



CERTIFICATIONS: **BGV C1 (GUV-VC1) - CE 2006/42/CE**





Technical Specifications

Maximum Height	7 m (19.7')
Maximum Load	500 kg (1102.3 lb)
Work Surface	2.57 x 2.12 m (8.4' x 7')
Folded Height	1.87 m (6.13')
Weight	209 kg (460.7 lb)
Winch	1150kg Plus (2535lb)
Load Support	Reinforced Forks
Security	ALS + ILS System



ALS (Auto-Lock-Security)
SRS (Sequence-Retainer-System)



CERTIFICATIONS: **BGV C1 (GUV-VC1) - CE 2006/42/CE**



TL SERIES & TL-A LINE ARRAY SERIES

ACCESSORIES

BC-075



TL series load
fork (0.55 m)

BC-075L



Long fork for line array
systems (0.75 m)

BC-A450



Long reinforced fork for HDT-8,
TL-A400 & TL-A500 (0.75m)

FAS-01



Special support to lift PA
systems with BC-075L forks

FAS-02



Special support to lift PA
systems with BC-075L forks

PS-1TR



U piece for transverse or
longitudinal load.

PS-2TR



GS



Shackles with capacity
of 500, 1000 & 2000 kg

PR-01



Angle support for FAS-01 & FAS-02

RH-2

Transport kit for
TL-054, TL-056 & TL-A220

RH-3

Transport kit for
TL-072

RH-4

Transport kit for
TL-075 & TL-078

RH-6

Transport kit for
TL-A500



ShowLift

Automated DMX Lift



Technical Specifications

Maximum Height	4.11 m (13')
Maximum Load	55 kg (121 lb)
Work Surface	0.87 x 0.86 m (2.1' x 2.1')
Folded Height	1.17 m (3.1')
Unit Weight	88 kg (194 lb)
Manual Control or DMX Control	
Special Showlift Flight Case	



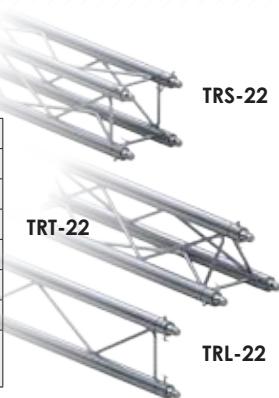
CERTIFICATIONS: **BGV C1 (GUV-VC1)** - CE 2006/42/CE



Truss 22

Technical Specifications


Truss size:	220mm
Standard truss type:	Square, triangular & ladder
Standard truss length:	1m, 2m & 3m*
Main tube diameter:	35x1.6mm
Brace diameter	8x1.6mm
Aluminium alloy:	Al6082 T6
Connections:	Conic
Different colors, special sizes & shapes and compatibility with other trusses on request.	



Truss 25

Technical Specifications


Truss size:	250mm
Standard truss type:	Square, triangular & ladder
Standard truss length:	1m, 2m & 3m*
Main tube diameter:	50x2mm
Brace diameter	13x1.25mm
Aluminium alloy:	Al6082 T6
Connections:	Conic
Different colors, special sizes & shapes and compatibility with other trusses on request.	



Truss 29

Technical Specifications

Truss size:	290mm
Standard truss type:	Square, triangular & ladder
Standard truss length:	1m, 2m & 3m*
Main tube diameter:	50x2mm
Brace diameter	18x2mm
Aluminium alloy:	Al6082 T6
Connections:	Conic
Different colors, special sizes & shapes and compatibility with other trusses on request.	




Truss 40



Technical Specifications

Truss size:	400mm
Standard truss type:	Square, triangular & ladder
Standard truss lenght:	1m, 2m & 3m*
Main tube diameter:	50x2mm (PRO 50x3.5mm)
Brace diameter	25x2mm (PRO 25x3mm)
Alluminium alloy:	Al6082 T6
Connections:	Conic (PRO screws)
Different colors, special sizes & shapes and compatibility with other trusses on request.	



Truss 52



Technical Specifications

Truss size:	520x520mm
Standard truss type:	Square
Standard truss lenght:	1m, 2m & 3m*
Main tube diameter:	50x2mm
Brace diameter	25x2mm
Alluminium alloy:	Al6082 T6
Connections:	Conic
Different colors, special sizes & shapes and compatibility with other trusses on request.	




Truss 76



Technical Specifications

Truss size:	520x760mm
Standard truss type:	Rectangular
Standard truss lenght:	1m, 2m & 3m*
Main tube diameter:	50x3.5mm
Brace diameter	24x3.5mm
Alluminium alloy:	Al6082 T6
Connections:	Conic
Different colors, special sizes & shapes and compatibility with other trusses on request.	





PRO LIFTS S.L.
C/ Ciudad de Barcelona Nº19
Pol. Ind. Fuente del Jarro
46988 Paterna (Valencia) Spain
Tlf Export: +34 96 171 81 86
Tlf Nacional: 96 171 81 83

Facebook / vmblifts

Canal VMBLifts

info@prolifts.es
www.prolifts.es